



# PVC-U COLLECTION







There is no place like home





Windows and doors,  
made in and for the UK

**INTRODUCTION:**

- 6 Home is where the heart is
- 8 ENERGY-EFFICIENCY:**
- 9 Smart and sustainable solutions
- 10 Energy ratings
- 12 Intelligent glass
- 14 Warm core doors
- 16 Saint-Gobain Planitherm range

**18 PVC-U:**

- 18 The Modern Choice

**20 SECURITY:**

- 21 Robust hardware
- 22 Works With Kubu™
- 24 Intellect™ window locking system
- 26 StyleX™ window handles

**28 STYLES OF WINDOWS:**

- 30 Windows for every home
- 32 All in the detail
- 34 Classic casement technical overview
- 35 Flush casement technical overview
- 36 Colour & wood-grain finishes
- 38 Window style gallery

**40 STYLES OF DOORS:**

- 42 Our range
- 46 Front & back door technical overview
- 48 Colour options
- 50 Glass options
- 52 French doors
- 57 French doors technical overview
- 58 Sliding patio doors
- 62 Sliding patio doors technical overview
- 64 Handles & hardware





# Home is where the heart is

Let us help you set the tone for a more comfortable and secure life.

There really is no place like home.

It's where we dream our dreams, watch our children grow up, entertain friends and share precious moments.

It's also where we expect to find warmth when it's cold outside, enjoy our creature comforts and generally feel safe and secure.

Our homes may well be our castles but they can also be a canvas for our personality, a place we can make a statement with our individual tastes as well as take pride in the quality of our surroundings.

As experts in advising on and installing the UK's premier range of windows and doors, we understand the relationship between practicality and aesthetics.

We are confident the products you find set out in this brochure will be as pleasing to the heart as they are to the head, meeting your need not just for style but for durability and inherent security.

## MADE WITH PASSION IN BRITAIN

All our windows and doors are officially recognised by the organisation Made in Britain as being designed and manufactured right here on home ground. It's our great privilege to help to support and promote great British manufacturing.

## WHAT MAKES OUR DOORS AND WINDOWS SPECIAL?

- Premium grade PVC-U
- 10-year guarantee
- Designed and manufactured in the UK
- Features high security multi-point locking systems
- Independently verified as highly energy-efficient
- Wide range of styles and colours



We look forward to helping you with your project and fulfilling your vision for the place you are proud to call home.





Energy-efficiency:

## Smart and sustainable solutions

The smart and sustainable choice: cutting bills and sparing the environment

We have all seen what a volatile energy market can do to our gas and electricity bills.

Windows and doors can account for up to 25 per cent of the total energy lost from your home, so it makes sense to look for replacement options that will not only save you money but reduce carbon emissions and the impact on the environment in the process.

Our windows and doors are manufactured by our partner Emplas in the UK's leading Profile 22 PVC-U system.

They are the most advanced products of their type in the market today, designed and manufactured to the highest standards, meeting and far exceeding all current UK regulations for window and door energy-efficiency.

### THE JOY OF ENERGY-EFFICIENCY

- Reduced heat loss
- Lower energy bills
- Quieter living space
- Greater all-round comfort





## Energy-efficiency: Energy ratings

The rainbow that reassures on energy and heat conservation



Window and door energy ratings (WERs and DERs) are a clear and obvious way of determining their efficiency. They identify how good the products are at:

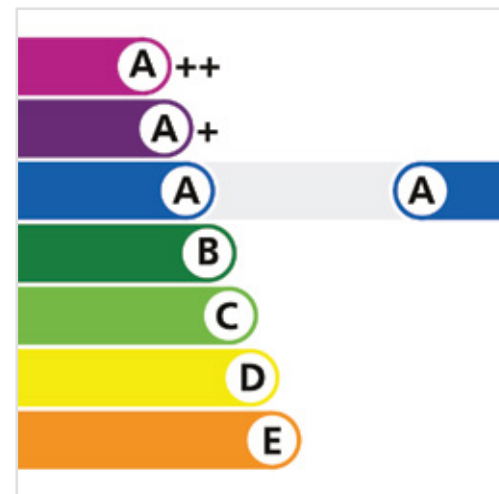
- Keeping out draughts
- Adding warmth through solar-gain
- Preventing heat loss

Our products are made by Emplas and carry the energy rating labels of the British Fenestration Rating Council (BFRC).

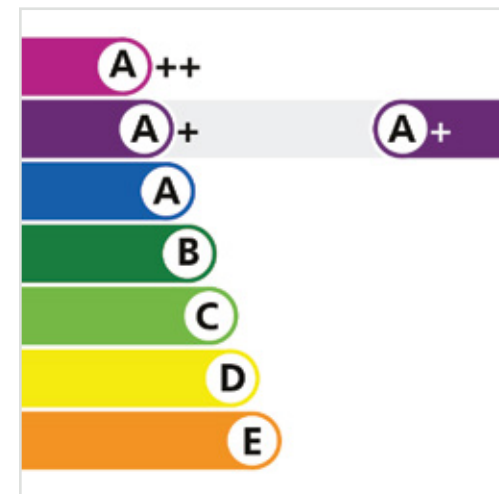
The BFRC label uses a scale of A++, which is the highest total energy-efficiency rating, to E, which is the lowest. We are proud to say all our PVC-U windows can achieve a BFRC energy rating of at least A.

Another method for measuring the thermal performance of a window is to look at its U-value. A U-value is a unit of measurement, in W/m<sup>2</sup>K (Watts per metre square kelvin), used to measure the transference of heat through a structure. It's used to determine how quickly heat can escape through a material. The lower the U-value of a material, the slower the heat will transmit through the material, meaning the material has high thermal insulation properties.

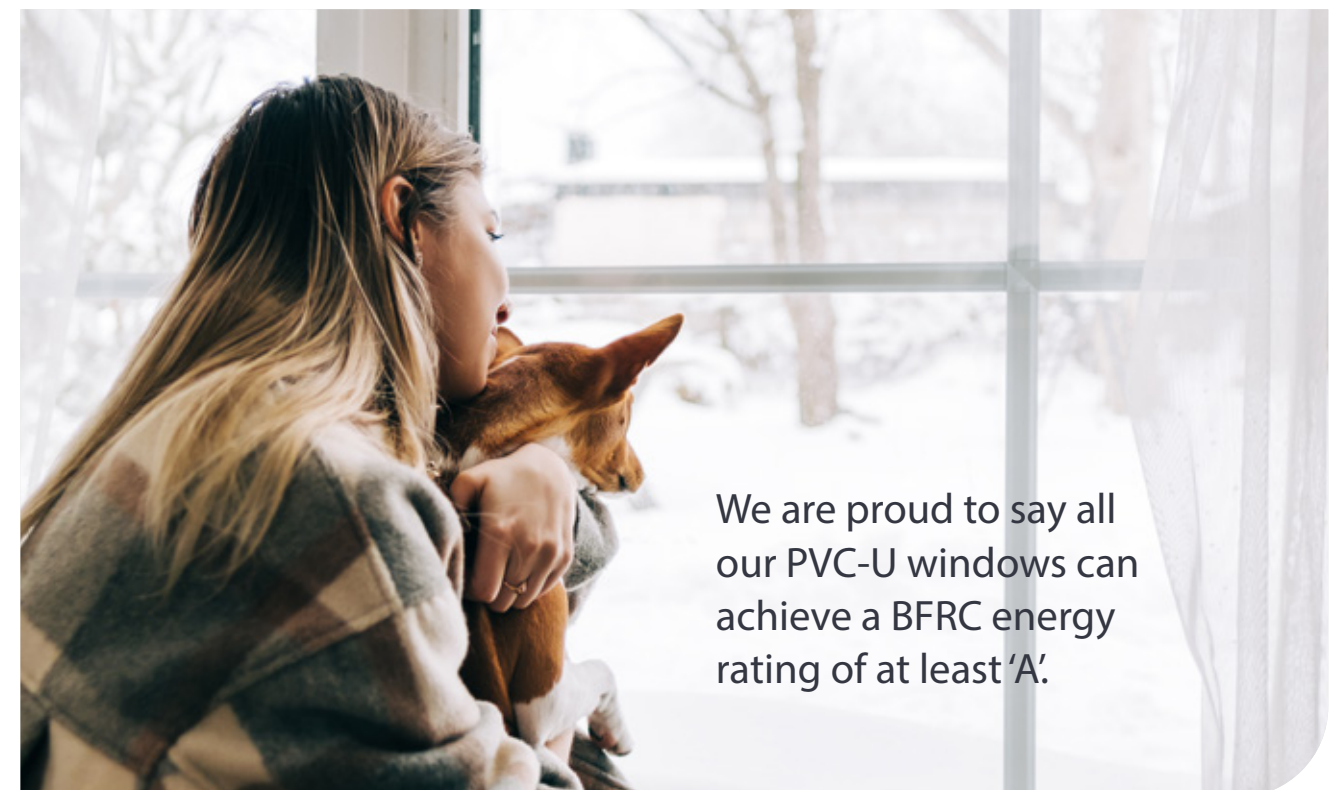
Suffice to say our windows and doors have an extremely low U-value.



28mm Double Glazing



36mm Triple Glazing



We are proud to say all our PVC-U windows can achieve a BFRC energy rating of at least 'A'.



Energy-efficiency:

## Intelligent glass

Glass and frame in perfect harmony

Glass is an important factor in defining the energy performance of your new windows and doors.

The expert way it is engineered into the frame ensures the glass performs exactly as it should: keeping your home warm in the winter and cool when it's hot outside. All the double and triple-glazed glass units we supply use smart low-emissivity (low-e) coatings to trap and hold energy.

We also use warm-edge spacer bars, which separate the sheets of glass in double and triple-glazed units to put distance between the cold air outside and warm air inside.

This cavity is filled with argon, a gas denser than air which creates a highly effective insulating barrier, helping to keep your home cosy and warm in the winter months.

Our window frames feature five internal chambers in the sash and six in the outer frame. This thermally efficient 'honeycomb' creates a series of barriers to conserve heat.

### A SOUND INVESTMENT

Windows and doors have a big role to play in reducing the level of noise coming into a home, so if you live on a busy road or close to a railway or even under a flight path, acoustic performance ratings should be of interest to you.

The quality of our product range, with its superior construction and super-tight seals, will be music to your ears.





Energy-efficiency:

## Doors warm to the core

High-density polyurethane foam is the secret

Our front and back PVC-U doors use a tough, high-density polyurethane foam core in the leaf to provide exceptional levels of insulation.

The exact energy efficiency of your new door will depend on a variety of factors including the style of door and glass you choose but all feature our 'warm core' foam technology.

The warm core maximises the thermal efficiency of your new PVC-U door, making it up to almost 20 per cent more energy-efficient than a traditional solid timber door.

### FOUR WAYS WE KEEP IN THE HEAT

- 1 Low-e coatings on glass create a thermal barrier
- 2 Warm-edge spacers keep warm air inside and cold air outside
- 3 Argon-filled cavity provides an additional barrier to heat transfer
- 4 Honeycomb chambers create multiple thermal-breaks.





Energy-efficiency:

# The glass makes the difference

When it comes to replacing your windows, the glass you choose can make a big difference

Glass will typically make up 70% of your window, and it's at the heart of controlling the flow of natural light, the level of safety and security, and of heat retention. It can even help protect furniture against fading.

### INSIST ON PLANITHERM GLASS

Planitherm glazing can maximise your home's comfort, for a difference you may not 'see' but will certainly feel. Whether you're looking for warmth, a peaceful night's sleep or to enjoy a sun-filled room without overheating, Planitherm has the perfect high-performance glass for you. To help you select the right level of comfort for your home, we've developed our Planitherm range into three clear options:

#### ENERGY STANDARD

- Keep your home warm and comfortable

#### COMFORT

- Choose better security and better sleep

#### COMFORT PLUS

- For the perfect balance of light, warmth and comfort



| Comfort Feature           | Energy Standard | Comfort | Comfort Plus |
|---------------------------|-----------------|---------|--------------|
| Energy Efficiency         | ✓               | ✓       | ✓            |
| Enhanced Security         |                 | ✓       | ✓            |
| Noise Reduction           |                 | ✓       | ✓            |
| Furniture Fade Protection |                 | ✓       | ✓            |
| Reduce Overheating        |                 |         | ✓            |



### PLANITHERM COMFORT FEATURES



A special coating on our glass helps stop heat escaping\*, so you'll use less energy to keep your home warm. Our Energy Standard and Comfort glazing captures and makes use of the warmth from natural daylight, while Comfort Plus helps limit and control it – ideal for very sunny rooms.



Our high-security transparent layer on Comfort and Comfort Plus glass makes them much tougher to break through than standard, unlaminated glass. Used in an approved window frame, they're designed to meet the official police security initiative 'Secured by Design' standard, so you'll feel safer and more secure in your home.



Perfect for bedrooms to ensure a good night's sleep, a built-in acoustic layer keeps exterior noise exactly where it belongs – outside\*\*. If you live on a busy road or close to other disturbing sounds, noise control glazing should be on your list.



Prolonged exposure to ultra-violet light from the sun will contribute to your furniture and curtains fading over time. Our hidden layer of protection on Comfort and Comfort Plus glass blocks out 99% of the sun's UV rays.\*\*\* Think of it as sun-block for your sofa, curtains and carpets!



Rooms with lots of glass will give you a great view, but the warmth from natural daylight can make it uncomfortably hot on sunny days. Our Comfort Plus glass has a special coating designed to keep out heat from the sun's rays, for a comfortable, bright environment and greater control of your internal temperature\*\*\*\*. It's particularly suited to south- and west-facing rooms with sunny aspects, or larger glazed areas such as bi-fold and patio doors.

Visit [www.planitherm.com](http://www.planitherm.com) for more information

\*Stops 56% more internal heat escaping when comparing a 4mm/20mm cavity with 90% argon/4mm PLANITHERM TOTAL+ double glazed unit with a 4mm/16mm cavity with air/4mm uncoated double glazed unit.

\*\*Reduces noise by 26% when comparing 30dB measured data (based on laboratory measurements according to EN ISO 717) of a 4mm/16mm cavity with air/4mm uncoated double glazed unit with 38dB simulated data (calculated in accordance to EN ISO 140) of a 6.8mm STADIP SILENCE/18mm cavity with argon/4mm uncoated double glazed unit.

\*\*\*Calculated from UV transmittance in accordance with EN 410 for the Comfort and Comfort Plus options (6.8mm STADIP SILENCE/18mm cavity with 90% argon/4mm PLANITHERM TOTAL+ OR 4mm PLANITHERM ONE T)

\*\*\*\*The Comfort Plus option (6.8mm STADIP SILENCE/18mm cavity with 90% argon/4mm PLANITHERM ONE T) blocks out 54% of external heat from the sun

Performance data calculated using Calumen III 1.26 and is correct at the time of publishing (30.08.2023) but is subject to change at any time

Images are for illustrative purposes only



PVC-U:

## The modern choice

Strong, long-lasting and so easy to maintain in top condition

All our windows and doors are manufactured in Profile 22 PVC-U, an advanced, high-performance system that's as strong and long-lasting as it is clean of line and pleasing on the eye.

Quite simply, it's the ideal material for the task at hand. Here's why:

### IT'S DURABLE

PVC-U can withstand the elements. It is not susceptible to rot, decay or warping, and it can withstand heavy rain, snow and wind.

### IT'S ENERGY-EFFICIENT

PVC-U windows and doors have a high level of energy-efficiency, which can help to lower your heating and cooling costs. They have a high insulation value, which helps to keep the heat in during the winter and air cool during the summer.

### IT'S LOW-MAINTENANCE

Forget the annual chore of painting or staining your doors and windows. Good old soap and water will keep your PVC-U products looking great. Make sure you avoid solvent-based or abrasive cleaners.

### IT'S STRONG

PVC-U window frames and doors are very secure. They are made with strong materials and have tight seals, which makes it difficult for burglars to break in. In our Security section on page 20, we'll explain how we make things even more difficult for would-be intruders.

### IT'S VERSATILE

PVC-U windows and doors can be customised to match the style of your home. You can choose from an extensive range of colours, styles and finishes.

See our colour range on page 36 and 49.

### IT'S RECYCLABLE

PVC-U window and doors have an average lifespan of between 30 and 40 years. Industry-leading recycling processes allows the same product to be recycled up to 10 times, which makes the maths simple: a new life expectancy of up to 400 years from a single window or door. Recycling old PVC-U windows and doors prevent materials from ending up in landfills unnecessarily, giving old PVC-U windows and doors a new lease of life.

## Made to the highest standards

Our window and door ranges are manufactured to the highest standards in compliance with British Standards ISO 14001, ISO 9001 and ISO 45001. They also meet and far exceed current UK Building Regulations.





PVC-U | Security:  
**Security**

Robust hardware meets smart technology for peace of mind



According to crime statistics, around one in three of the 500+ break-ins that happen every hour across England and Wales are through unsecured windows and doors.

Your doors and windows are your first line of defence against a burglary, and by choosing our famously tough and expertly designed products, you can sleep easier at night.

Thanks to the exceptional level of security built into our products, they have been deemed worthy of the prestigious Secured By Design Police Preferred specification.

Our Emplas doors and window frames are made with attack-resistant PVC-U and feature high-security locking mechanisms from leading manufacturer Avantis Hardware that Works with Kubu.

The Avantis multi-point locking system has been tested over 50,000 cycles and come with the peace of mind of a 10-year mechanical warranty.





PVC-U | Security:

# Works with Kubu™

Now that's a smart option

Our casement windows and doors are ready to accept the Kubu Smart Sensor, an innovative piece of technology that lets you know if you have unwittingly left yourself vulnerable to a break-in.

The sensors, which can be purchased independently, are easy to embed and can be concealed neatly into our door and window frames.

Kubu monitors the status of your doors and windows in real time and will send you a notification via a dedicated app if they are not secure, giving you the earliest possible opportunity to put things right.


It also links up with Alexa, Google Nest and other home apps so you can create an action such as turning on the lights, for example, when the door is opened.

Talk to us about the option of adding another powerful layer of security in Kubu.

- Instant Status Updates
- SureSecure™ Geofence Alerts
- Scheduled Notifications
- Family Sharing
- SmartAir/Weather/Pollen Alerts
- Under-attack Alerts



## SMART ALERTS FROM KUBU





PVC-U | Security:  
**Intellect™ window locking system**  
 Ground-breaking security system

Intellect™ is a ground-breaking security system, the result of a pioneering collaboration between our manufacturer Emplas, Avantis Hardware and Kubu.

Avantis designed the formidable multi-point locking system that is at the heart of the protection.

In 2023, Intellect™ achieved the distinction of being the first lock to achieve the hat-trick of formal security ratings: Secured by Design (SBD), PAS 24 and, thanks to the Kubu Smart Sensor, the IASME IoT Cyber Security Accreditation.





**PASSING THE PAS 24 TEST**

PAS 24 is a standard of testing to measure the physical security performance of windows and doorsets to ensure they can resist a level of attack from an opportunist burglar.

The IASME IoT Cyber Scheme has been developed so companies providing internet-connected products and services - such as the Kubu Smart Sensors and App - can demonstrate their products have achieved the appropriate standards and that their products and services have been independently assessed against all 13 provisions of the world-leading consumer IoT security standard ETSI EN 303 645.

**CYBER SECURITY KUDOS TO KUBU**

Kubu is the first product of its kind to secure IASME Level 2 IoT Accreditation (the highest level possible), which perfectly complements the SBD and PAS24 accreditations already obtained for our Works with Kubu™ windows and doors.







**STYLEX™**  
**HIGH-PERFORMANCE**  
**WINDOW HANDLES**

The StyleX™ high-security offset window handle combines sleek, ergonomic design with premium heavy-duty materials – high-performance zinc alloy or aluminium – to create a robust yet stylish handle that is built to last.

The StyleX™ handle is endurance-tested to more than 50,000 cycles and salt spray-tested up to 480 hours.

**Other key features include:**

- Integral flush button
- Integrated 90 degree stop to prevent gearbox over-stressing
- Greater leverage and ease of operation with the handle's long lever and ergonomically designed flush button and finger grips
- Robust metal-sprung latching wedge offers enhanced protection from brute-force attacks
- Key deadlocking for security: the key clicks into place when inserted and will remain in place when operating the lever.

The **StyleX™** is available in a range of colours and finishes, complete with colour-matched screw cap for a completely co-ordinated finish.

Colour range available for StyleX™ handles







**Styles of windows**  
Well designed windows add beauty, style and personality to your home







Styles of windows:

# Windows for every home

Let your choice reflect your character

Every home is different, which is why we offer a wide range of window styles and colour options.

Making the right choice is about working out not only the best fit to the character of your property but also thinking about how you want to live in it. Choosing a window style is the starting point. Our super high-efficiency Profile 22 PVC-U window ranges look as good as they perform.

Each is distinguished by slim and elegant sightlines, a level of detail and a quality of finish that is sure to enhance the character of your home. There's every likelihood it will enhance its value too.

**WE OFFER THREE FRAMING OPTIONS:**

Classically sculptured (QS), chamfered (QC) or flush sash timber replacement.



**CLASSICALLY SCULPTURED**

Sculptured detailing offers a more traditional decorative finish replicating the curves found on traditional timber windows.



**CHAMFERED DETAIL**

Chamfered detailing features a more contemporary and simpler bevelled edge, with straight sightlines.



**FLUSH SASH**

Features a dedicated slimline window sash which sits flush with the outer frame, creating the aesthetic of a period casement timber window.





The style of window that is right for you will be a blend of good looks and functionality. These are the options:

**1. CLASSIC CASEMENT**

Our most popular window style is casement. They're extremely versatile, open outward and can be hung either from the top, bottom or side, depending on your requirements. Timeless and with classic appeal, our range of beautiful and flexible casement windows can be designed to complement period properties or contemporary homes, delivering perfectly balanced sightlines.

**2. ASTRAGAL BARS**

Astragal bars are fixed onto the external and internal surface of double and triple-glazed units giving the effect of a traditional window style.

**3. GEORGIAN BARS**

A Georgian bar is inserted internally only between the glass panels providing a more authentic look. Due to their position within the glass, they are easier to clean and still retain a traditional look.

**4. LEADED DESIGNS**

Available as rectangular, square or diamond shaped designs, the lead is applied to both sides of the outside glass in a glazed unit before assembly.

**5. FRENCH CASEMENT**

Featuring the same classic styling of a classic casement, our French casements are designed so they don't require a central mullion (upright), which means you get uninterrupted views once opened.

**6. TILT-AND-TURN**


Tilt-and-turn windows are the ideal solution where your windows are in a position where they are difficult to clean, which could be in a block of flats, a high-rise building or any multi-storey building. They can be opened in two different ways: they can be tilted inwards for ventilation, or they can be turned inwards for cleaning.

**7. FULLY REVERSIBLE**

Our fully reversible windows have an ingenious dual-hinge arrangement that allows you to flip them 180 degrees inward, making the task of cleaning so much easier and giving maximum ventilation without the risk of children climbing through them. They are an ideal choice for homes with balconies or walkways below the windows. This solution is available in a flush casement finish.

**8. FLUSH CASEMENT**


Outward opening top-hung casement windows are a contemporary British design which combines the technically advanced multi-chamber Profile 22 PVC-U system with traditional timber sightlines. As the name suggests, Flush sash windows close neatly into the outer frame, giving a clean and sophisticated look. Essentially, you are getting all the cachet of heritage windows but at far less expense and with none of the maintenance hassle. Our flush casements have perfectly balanced dummy sashes and there is a deep bottom rail available. They come with a great selection of period colours and wood-effect finishes, including a timber-grained, white or cream-painted effect.





## Window Frame

TECHNICAL OVERVIEW



1. Thermally-efficient outer frame featuring six 'honeycomb' chambers and five chamber sash
2. Energy-efficient recycled composite material or full steel reinforcement options
3. Deeper drainage channels carry water away quickly, improving weather performance
4. 10mm cover on weather seals for ultimate weather tightness
5. Specially designed hardware fixing points and local thickening of frame walls to improve screw retention improving security
6. High-security internal glazing system
7. Energy-efficient double and triple-glazed glazing options featuring warm-edge spacers and low-e coatings to achieve WERs of up to A+ and U-values as low as 0.9W/m2K (triple glazed 40mm)
8. Up to six-point locking technology with two locking points per shootbolt and double cam locking centrally. Patented docking system prevents sideways movement of the shootbolt when under attack
9. Meets and exceeds all current building standards including PAS24 (PAS 24 requires dogbolts and laminated glass where applicable)

## Flush Casement

TECHNICAL OVERVIEW



Styles of windows:  
Technical Overview



1. Slim sightline window frame, with extensive choice of colour and finish options
2. Thermally efficient outer frame featuring six 'honeycomb' chambers and five-chamber sash
3. Specially designed hardware fixing points and local thickening of frame walls to improve screw retention improving security
4. High security internal glazing system
5. Up to six-point locking technology with two locking points per shootbolt and double cam locking centrally in light of new Avantis
6. Patented docking system prevents sideways movement of the shootbolt when under attack
7. Energy-efficient recycled composite material or full steel reinforcement option
8. Deeper drainage channels carry water away quickly improving weather performance
9. Energy efficient double-glazed options featuring warm-edge spacers and low-e coatings
10. Meets and exceeds all current building standards, including PAS24 (not applicable on the mechanical joined flush casement)





Styles of windows:

# Colour & wood-grain finish

Lots of scope to add the personal touch


We're pleased to offer our customers a whole paintbox of options and a broad canvas to express their taste and individuality.

We've come a long way from the days of automobile entrepreneur Henry Ford who famously said you could have any colour of his Model T... so long as it was black!

On top of an extensive colour range, we offer a variety of finishes, from traditional woodgrain options to contemporary greys and subtle creams and whites.



White



Cream



Rosewood



Light oak



Anthracite Grey



Black Brown



Slate Grey



Chartwell Green



Agate Grey

These colours show our standard colour range available for windows. A range of premium and made to order colours are also available. Request a colour swatch for a true colour representation as printing techniques are not an accurate reflection of the final colour finish.











PVC-U COLLECTION



## Styles of doors

A well designed door adds beauty, style and personality to your home

PVC-U COLLECTION



## Styles of doors: PVC-U doors

Our range of doors come in premium grade Profile 22 PVC-U

We offer many different styles of Profile 22 PVC-U doors and we're confident you will find one that fits your individual taste and the style of your home.


Our range of doors come in premium grade Profile 22 PVC-U, a strong and versatile material that requires very little maintenance.

We also offer statement premium-quality glass inserts and a range of hardware options for your entrance door, including door handles and letter plates, that set the scene for the rest of your home's décor.

### FRONT DOORS

Front doors play a big part in lifting the 'kerb appeal' of your property, so if image is important to you – and why shouldn't it be – you'll want to find a design that's sure to give pleasure to you and to anyone who comes to call.

We're confident you will find a design of door that lifts the kerb appeal of your property.





Styles of doors:

# PVC-U doors

Designs to help you make the right opening statement

Our superbly crafted PVC-U panel doors bring style and elegance to any home. Combined with a wide choice of colour and decorative glazing options, it won't be hard to find the perfect new door for your property.

Below is a small selection of some of our available styles:



**THE MANOR**  
Shown with Stippolyte™ glass



**CHATSWORTH ONE**  
Shown with Cotswold™ glass



**THE SANDRINGHAM**  
Shown with Everglade™ glass



**THE ARTEMIS**  
Shown with Contora™ glass



**BALMORAL ONE**  
Shown with Minster™ glass



**HANOVER HALF**  
Shown with Autumn™ glass




Styles of doors:  
Technical Overview



**Front door**  
TECHNICAL OVERVIEW

1. Robust vacuum- and pressure-bonded panel, featuring reinforced core and thermally-efficient expanded polystyrene insulation
2. Choice of contemporary and traditional designs
3. Secure energy-efficient door frame, featuring localised thickening of walls, providing increased screw through pull and hardware retention
4. Multi-point locking mechanism and high-security keep
5. Anti-pick, anti-bump and anti-drill door locking cylinder (if selected)



**Back door**  
TECHNICAL OVERVIEW

6. High-performance gaskets provide superb weather sealing
7. Energy-efficient decorative glazing options
8. Choice of standard PVC or low aluminium threshold options
9. Choice of colours and woodgrain finish options. See page 49
10. Meets and exceeds all current requirements under building regulations, when specified
11. Optional dog bolts for additional deterrence to burglary








Styles of doors:  
**Colour options**

We're pleased to offer our customers a whole paintbox of options and a broad canvass to express their taste and individuality.

On top of an extensive colour range, we offer a variety of finishes, from traditional woodgrain options to contemporary greys and subtle creams and whites.



**COLOUR CODES / COLOUR MATCH**

These colours show our standard colour range available for doors. A range of premium and made to order colours are also available. Request a colour swatch for a true colour representation as printing techniques are not an accurate reflection of the final colour finish.





Styles of doors:

# Glass options

Great options for enhanced character and acoustic performance

Alongside colour, your choice of glass will shape the appearance of your door. Whether you choose a simple privacy glass or decorative glass finish, all the glazing units we supply are internally beaded and feature A-rated energy-efficient glass.

### DECORATIVE GLASS

Decorative glass is great for achieving a certain aesthetic and adding a stylish element to the door. Sidelights or toplights can be fitted with it too.

You can choose from both traditional and contemporary designs, various shapes, sizes and patterns.

Double-glazed doors can accommodate stained glass designs but they will be better protected if they sit within a triple-glazed unit.

### PRIVACY/OBSCURED GLASS

Privacy glass is obscured, making it more difficult for onlookers to view the inside of your home but with no loss of light coming into the home.

It is typically found on toilet and bathroom windows but increasingly we are seeing it specified on back door and front doors.


Our obscured glass is available in a range of floral, geometric and cloudy glass designs.



Cotswold™




Stippolyte™



Minster™



Everglade™




Charcoal Sticks™



Oak™




Flemish™



Autumn™




Contora™



Satin™



Mayflower™



Artic™

© Images are copyright of Pilkington United Kingdom Limited





Styles of doors:

# French doors

Classic design that has delighted homeowners for centuries





Styles of doors:

## French doors

Classic design since the since the 18th Century.



French doors have two or more panels of glass that open outward, creating a seamless connection between the indoors and outdoors. The big attraction of French doors is they let natural light flood in, brightening up any room and creating a feeling of openness and airiness.

They are a sensible option for a north-facing room and really come into their own once the clocks go back here in the UK and every morsel of daylight is treasured. Choose the perfect frame detail to match your new or existing windows and doors.

### SCULPTURED

Sculptured detailing offers a more traditional decorative finish replicating the curves found on traditional timber windows.

### CHAMFERED DETAIL

Chamfered detailing features a more contemporary and simpler bevelled edge, with straight sightlines.








Styles of doors:  
Technical Overview



**French doors**  
TECHNICAL OVERVIEW

1. 70mm slim sightline frame featuring sculptured and chamfered options plus extensive choice of colour and finish options (see page 49)
2. Thermally efficient outer frame featuring six 'honeycomb' chambers and five chamber sash
3. Energy-efficient recycled composite material or full steel reinforcement options
4. Deeper drainage channels carry water away quickly improving weather performance
5. 8mm cover on weather seals and optional dog bolt security upgrade available on hinge side of door
6. Specially designed hardware fixing points and local thickening of frame walls to improve screw retention and improved security
7. High-security internal glazing system
8. Energy-efficient double-glazed options featuring warm-edge spacers and low-e coatings
9. High security multi-point locking system that 'Works with Kubu' providing the ultimate burglar deterrent
10. Meets and exceeds all current building standards including PAS24 (when 3\* cylinder)







Styles of doors:  
**Sliding patio doors**  
The perfect blend of style and versatility





Styles of doors:

## Sliding patio doors

Patio doors for style and versatility



These smooth and easy-to-maintain PatioMaster PVC-U door systems add sophistication to an extension or conservatory project and create a feeling of glorious airiness.

You can choose from two, three or four panes of toughened glass that is A-rated for energy-efficiency. All our sliding doors feature a stainless steel easy-glide track system so they open and close with minimum effort. As ever, security is uppermost in our thoughts, so the handle and locking have opposing hooks that prevent the leaf from being lifted from its frame. There is also a bespoke midrail to fit security-cowled letterplates where the system is being used in porch settings.






Styles of doors:  
Technical Overview

2 PANE OPTION




3 PANE OPTIONS



3 PANE OPTIONS



4 PANE OPTION



## Sliding patio door frame

### TECHNICAL OVERVIEW

1. Slim sightline multi-chamber energy-efficient framing system
2. Smooth glide lightweight opening and closing mechanism tested to 150,000 cycles
3. White, woodgrain and colour options (see page 49)
4. High-performance energy-efficient A-Rated 28mm glazing as standard
5. Two-, three- or four-pane options
6. Steel reinforcement
7. Six-point locking system with anti-jacking technology for outstanding security as standard
8. Anti-lift brackets fitted as standard to all sliding sashes
9. Featuring anti-bump cylinders if Secured by Design is selected
10. Low-track low-threshold options for ease of access (internal use only)
11. Weather seals prevent draughts and leaks
12. Secured by Design Option available (in two-pane option only) through our supplier Emplas





Styles of doors:



# Handles and hardware options

The finishing touch that says so much

Door handles, knockers and letter plates are all important elements of a door's design. They help to create a cohesive look for your home's exterior.

All the products in our range are designed to perform well, look right and feel good to the touch.

**Below is our full range of handles, hardware and door furniture for guidance:**




- 1. Stainless Steel, lever/lever
- 2. Standard (Zinc/Aluminium) lever/lever
- 3. DDA (Zinc/Aluminium) lever/lever
- 4. Standard (Zinc/Aluminium) lever/pad
- 5. Zinc/Aluminium Urn Door knocker
- 6. Zinc/Aluminium Urn Door knocker, with sight glass
- 7. Zinc/Aluminium Door closer
- 8. Zinc/Aluminium Ring Knocker
- 9. Secured By Design External Letterplate
- 10. Secured by Design Internal Letterplate

Colours available for our handle range



Appearance and finish on hardware is subject to change. Also, please take into account the product photography may slightly differ from the physical item in terms of colour and we advise you look at an actual sample.

Colours available for our knockers and letterplate range.







### DOOR HANDLES

The primary function of a door handle is to open and close but they can also be a decorative touch. The style of door handle you choose should complement the overall style of your home.

Whether you're designing a contemporary, bold, statement door, or recreating the timeless charm of a period installation, we can offer you the perfect choice of lever, pad lever, heritage or contemporary pull handles.

We also offer a long-lever handle that is easier to grip and requires less force to engage, in line with Document M of the Disability Discrimination Act (DDA).

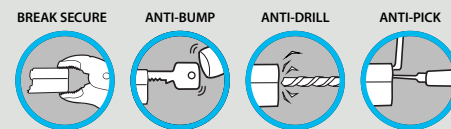
All our handles are manufactured from robust materials – stainless steel and white zinc/aluminium - with a special scratch-resistant finish applied.

They are available in White, Chrome, Gold, Satin and Black finishes and come with the reassurance of a 10-year guarantee.



### GETTING A GRIP ON SECURITY

For top-level security, choose the Secured by Design door handle option. On these handles, the cylinder is anti-pick, anti-bump and anti-drill.



### DOOR KNOCKERS & LETTER PLATES

Knockers are a traditional way to announce your arrival at someone's home. They can be simple or elaborate. Our team will be pleased to help you come to the right selection decision.

Letter plates are a necessary part of any door but they also help to finish the look of your door. Again, talk to our team for guidance.



*Appearance and finish on hardware is subject to change. Also, please take into account the product photography may slightly differ from the physical item in terms of colour and we advise you look at an actual sample.*



